



# HOSPITAL WARD

Discover our medical universe

**AGENDIS**  
Together. All the way.



Hannover, Royal Gardens of Herrenhausen | Germany



# CABINET SYSTEMS



**BECKER**

## The right cabinet for any taste

All types of cabinet are available in various standard heights, widths and depths as well as with special dimensions. The modular-design hospital cabinet systems M9 and M11 round off the product portfolio.

**Excellent team players:  
all materials join up seamlessly.**

The cabinets are made of CNS or powder-coated high-quality steel and come as part of several design families. They are supplemented by other up-to-date materials (e. g. used for work tops, internal fittings, drawers etc.).

**Simply unbeatable:  
work tops combined with BECKER furniture.**

Clean, good colour depth and durable: the range of work top designs, matching all furniture model ranges, are all that a hygiene specialists could ever wish for.

**Always at hand:  
instruments and device accessories for work tops.**

Ultrasonic cleaner or steamer, pressurizing pump, BECKER's specially developed endoscope sinks or sinks with plaster trap, taps or cleaning spray pistols – they are all there when you need them. Individually adapted and fitted.

**Perfect combinations:  
It's entirely up to you to decide on the internal arrangement of your cabinets.**

The mounting grid ledges allow you to adapt the interior layouts of the cabinet systems, both fixed and mobile, to suit your own individual work procedures. Easily and quickly modified – by anyone. Additions, conversions and rearrangement of cabinets and rooms, all-inclusive.



# CABINET SYSTEMS



- Base cabinets
- High cabinets
- Wall cabinets
- Top cabinets



Drawer for the trash can



Integrated glove compartment



Possibilities for storage



Flattened drawers for baskets



Lowerable drawer

# CABINET SYSTEMS



## MIS

### Evoluta line

Modular storage wall characterised by a wide range of elements that allows to configure walls for any type of room and ward requirement. Medicine storage modules, ISO trays, medicine cool compartment and corner modules that can be combined with

base and wall units creating arrangements that allow both storage and preparation of daily requirements. The aluminium frame front provides innovative technology and quality in order to offer a range of solutions that make it a complete and cutting-edge system.

#### Product details

- Sliding draws on simple nylon sliding guides complete with stop end-run
- Work top available in Corian, postmoulded anti-scratch plastic laminate or AISI 304 stainless steel
- Base on feet, metal frame, finishing baseboard, suspended or castors
- Locks with removable latch and double folding key
- Wide range of accessories available
- Conforms to relevant ISO International Standard
- Thigh section angle:  $0^{\circ}/14^{\circ}$
- Leg rest angle:  $-5^{\circ}/8^{\circ}$
- Trend/Reverse Trendelenburg angle:  $\pm 12^{\circ}$
- Safe working load: 220 kg





## MIS FN216

Double door medicine cabinet with moulded rear door panel parts and two revolving modules for a total of 60 medicine storage compartments, complete with internal shelves and security cabinet for drugs with lock. A laminated structure with anti-dust profile on the front panel. Front panels made of technopolymer coated Medium Density fibreboard.

## MIS Easy line

A line characterised by a polymeric structure and a vertical shutter closure. Various internal configurations, moulded side panels or full-extraction guides, combined with different height ranges, allow this range to meet the needs of the various operators.

Single or double bases and columns allow to create large product storage walls while always ensuring maximum cleanliness of the area.

### Technical characteristics

Structure made of coloured polymeric material that is highly bevelled and free of sharp edges and corners. Front sliding guides integrated at the sides of the structure. Front plastic sliding shutters with easy-grip handle in painted steel. Integrated key lock in the AISI 304 stainless steel front panel. Removable roller shutter.

### Product details

- Work top in HPL.
- Base on metal frame, free standing or on castors
- Wide range of interior accessories available



EY112



EY302

# STRETCHERS & PEDIATRIC BED



## MIS

### Rainbow pediatric bed

Rainbow is a fully electrically operated bed for pre-school children, with bright colors and pleased designed. Square column construction system, maximum safety with totally transparent side rails to keep the children interacting with the parents and medical staff.

#### Technical data:

- Overall dimensions: 1550 x 840 mm
- Mattress dimensions: 1400 x 700 mm
- Low/height: 680 - 1080 mm
- Maximum siderail height: 780 mm
- Backrest: 0°/76°
- Trendelenburg/Reverse Trendelenburg: 12,5°/11°
- Safe Working Load: 140 kg
- Ø 150 mm castors



## MIS

# Stretcher BC410

Height adjustable column-mechanism stretcher, 4-section / 3 joints patient base. Gas spring operated backrest and thigh section movements with bilateral control by means of lever. Low/height and TR/ATR movements by two centrally positioned pedals. 4 x 200 mm diameter castors, of which one is directional, with pedal control positioned on the 4 sides of the base.

### Technical data:

- Overall dimensions: 2145 x 780 mm
- Mattress dimensions: 1940 x 650 mm
- Low/height: 570 - 890 mm
- Backrest: 0°/77°
- Thigh section: 0°/14°
- Trendelenburg/Reverse Trendelenburg: 12°
- Legrest: -5°/8°
- Safe Working Load: 250 kg
- Ø 200 mm castors



## MIS

# Stretcher BL450

Height adjustable compass-leverages stretcher, 4-section / 3 joints patient base. Electrical low-height, TR/ATR, backrest and thighs. Gas spring operated legrest by manual positioning. Panel with locking control. Easy interchangeable battery. 4 x 200 mm diameter castors, of which one is directional, with pedal control positioned on the 4 sides of the base.

### Technical data:

- Overall dimensions: 2110 x 840 mm
- Mattress dimensions: 1900 x 640 mm
- Low/height: 525 - 865 mm
- Backrest: 0°/75°
- Thigh section: 0°/22°
- Trendelenburg/Reverse Trendelenburg: 18°
- Legrest: 0°/19°
- Safe Working Load: 250 kg
- Ø 200 mm castors



# TROLLEYS



## AURION

### Unibody System

Trolley body and drawers moulded in a single piece of Baydur Polyurethane, that assures incomparable sturdiness, hygiene durability and thanks to a wide range of accessories, can have endless possibilities of configuration.

#### The standard basic body always includes:

- Catheters compartments
- Used needle bucket/used cotton waste container
- Live-saving drug drawer
- Ampoule opener
- Waste bin with lid
- Sliding working top surface
- Stainless steel 18/10 medication basin
- Oxygen tank holder
- 2 clear plastic swinging pockets
- 2 utility hooks
- 4 Swiveling Ø 125 mm castors (with brake)





**AURION**

**Emergency 3 & 4**

- Seal lock
- 3 Drawers H 100 mm
- 2 Drawers H 150 mm
- Drawer divider kit - adjustable
- IV pole - adjustable
- Defibrillator holder tray
- CPR massage board
- Electric plug

**Emergency 4**

- + Shelf for suction shelf



**AURION**

**Mini 600**

MINI 600 is compatible with ISO 600 x 400 trays and it can be accessorized with files holder, doors.

**AURION**

**CP Medication**

- Key lock
- 4 Drawers, H 150 mm, light blue
- Dispenser with tilt-out bins
- Plastic basins
- Glove box holder
- Disinfectant dispenser



# TROLLEYS



**ZARGES**

## Mobile organisation trolley

In the healthcare sector, the requirements placed on nursing trolleys, ward trolleys and ward trolleys for notes are manifold. So that you are optimally equipped for every field of application, the modular nursing and organisation trolleys can be tailored precisely to your individual wishes and requirements.

A modular system comprising just a few basic components allows a wide variety of options which you can configure to your specific needs and requirements as regards both design and functionality. And thanks to their unlimited mobility, all MPO models can be deployed very flexibly – as medication trolleys, dressing trolleys or mobile computer workstations.



## ZARGES

# MPO medication trolley, type 1

- MPO transportation trolley for medication tray
- Variable loading with ZARGES modules and medication tray on support walls
- Rolling tambour door, lockable with digital lock
- Height-adjustable pivot arm for laptop
- Fold-down worktop on the side
- Interior fittings: Can be fitted variably with modules and modular baskets (50 mm / 100 mm / 200 mm), mounted on support wall or telescopic drawer
- Available in various heights

## ZARGES

# MPO Nursing trolley with drawers

- Equipped with drawers to hold modules and modular baskets that are 50 mm / 100 mm / 200 mm tall
- Drawers mounted on telescopic rails
- Optionally with drawer stop
- Standard colour: White aluminium, individualised colour design using coloured drawer handles
- The central element can be customised with other colour designs
- Available in various heights



# TROLLEYS



## ZARGES

### MPO emergency trolley, type 1

- Equipped with drawers for mounting ISO-standard modules. Variable, for modules and modular baskets in 50 mm / 100 mm / 200 mm
- Drawers are mounted on telescopic rails with soft closing
- Available in various heights





## ZARGES

# MPO anaesthesia trolley, type 1

- Modular drawers mounted on support wall
- Bar structure, equipped with syringe dispenser, 2 × 5-compartment
- Infusions holder
- Fold-down worktop on the side
- HPL worktop
- Interior fittings: Can be fitted variably with modules and modular baskets (50 mm / 100 mm / 200 mm), mounted on support wall or telescopic drawer



# STATION VENTURE



**HAEBERLE**

## Swingo

Equipment cart system - heavy duty

- High performance of the modular assembly and individual design in different decorative colours. Two elegant and stable profiles allow the integration of many system components and accessories
- As basic cart, equipment cart, treatment cart, endoscopy cart, emergency cart, anaesthesia cart, monitoring cart,...
- In clinics and doctors' practices





**HAEBERLE**

**Variocar**

Multipurpose trolleys

- Mirror finish, chrome-plated chassis, high-quality, abrasion-proof, white shelves, drawers with smooth running telescopic guide rollers and a click-in mechanism
- As a simple occasional cart, storage cart, utensil cart or equipment cart right through to a treatment cart and more
- In doctors's practies, cosmetics studios, clinics and rehabilitation centres

**HAEBERLE**

**Keo**

ISO module and functional trolley

- Modular trolley system in different color combinations with resistant frame made of high-quality, coated sheet steel
- The 4 chic aluminium carrier units are perfect for mounting all sorts of accessories
- As dressing and treatment trolleys, ISO module, anaesthesia trolleys emergency trolles and more
- In clinics, rehabilitation centers and doctor's pratices



# DEFIBRILLATION



**SCHILLER**

## CS-200 Ergo-Spiro

The perfect multifunctional system for cardiology, pneumology, sports medicine and mass screening, as well as rehabilitation.

- Lightweight, absolute humidity insensitive bi-directional sensor
- Quickly responding and highly stable gas analysers for true breath-by-breath measurement
- Free combination of parameters and graph for individual result protocols
- Flow / volume under load (intra breath)
- Indirect calorimetry (nutrition)





## SCHILLER

# Cardiovit MS-2015

- Large, easy to-use with 15" full colour touch screen display
- ECG measurement software with accurate measurements of recorded cardiac signals
- Pulmonary function measurements
- One-touch workflow configuration



## SCHILLER

# Fred easyport

- Ultra light – only 490 grams (incl. batteries)
- Ultra small – 133 x 126 x 35 mm (L x w x h)
- High-resolution LCD
- Biphasic pulsed defibrillation impulse (Multipulse Biowave)
- Automatic switch to paediatric energy level when paediatric electrodes are connected



## SCHILLER

# Defigard 5000

- Defibrillation is possible using adhesive pads, external paddles or internal spoons
- Data saving: internal memory allowing storage of 45 minutes of ECG and 500 events in AED mode, as well as 24 hour trends, both graphic and tabular, for all parameters
- Download of AED data via the USB port using a memory stick/Software upgrades via USB memory stick or Ethernet connection



## SCHILLER

# Cardiovit AT-102 G2

- High resolution 8" colour display
- Touch function keys
- Easy-to-clean sealed alphanumeric keyboard
- More than 8 hours battery capacity with ECG printout
- Resting rhythm up to 10 minutes
- Hook-up adviser with colour-coded waveforms and anatomical model

# LABORATORY REFRIGERATORS



MED-520

**KIRSCH**

## Pharmaceutical Refrigerator MED-520

This pharmaceutical fridge features 12 vertically adjustable drawers made of plastic as standard equipment. The top one is lockable as standard. The drawers rest on telescopic runners and have a locking element. Each drawer has 2 adjustable length dividers and 12 adjustable cross dividers.

- 12 drawers, height adjustable
- Individual drawer division with adjustable length and cross dividers
- Recirculating air-cooling
- Optimized ventilation plates to minimize interior temperature differences
- Automatic defrosting
- Melt water evaporation
- Easy accessible control panel with key switch

## KIRSCH

# Pharmaceutical Refrigerator MED-100

The pharmaceutical refrigerator MED-100 is mainly installed in furnitures. The compressor is dynamic ventilated. Air supply and discharge is done via a ventilating grille at the front. This permits an effortless installation (also as an undercounter type). When the device is intended to be used as a stand-alone unit we can optionally supply a work surface.



MED-100

- PRO-ACTIVE-control
- 3 drawers, 1 shelf, height adjustable
- Individual drawer division with adjustable length and cross dividers
- Undercounter type
- Recirculating air-cooling
- Optimized ventilation plates to minimize interior temperature differences
- Automatic defrosting
- Melt water evaporation

## KIRSCH

# Pharmaceutical Refrigerator MED-85

This pharmaceutical fridge is mainly being used as a built-in device. However, this model can also be fitted in accordance with DIN 58345 at an extra cost.

- 3 drawers, 1 shelf
- Undercounter type
- Automatic defrosting
- Melt water evaporation
- Stepless temperature selection
- Lockable door



MED-85

# CHAIR SYSTEMS

**GREINER**

## Multiline Next DC Dialysis

- High seating and reclining comfort because of extra-comfortable upholstery
- Armrest technology with individual positioning
- Footrest with automatic, patient-friendly length adjuster







**GREINER**

## Multiline Next AC Outpatient Surgery

- Post-operation rehabilitation and recovery couch, examination, mobilisation, transport
- Totally new concept in terms of design, technology and features
- Flush upholstery plus fixed and retractable armrests for simple repositioning



**GREINER**

## Multiline Next IT Infusion

- Patented armrest technology with individual positioning
- Fixing of backrest in any position makes couch easier to push
- Soft upholstery (width of 60 cm) for comfortable seating

**GREINER**

## Multiline XXL Examination

- Especially developed for obese patients with a body weight up to 300 kg
- Extreme sturdy mechanic construction with comfort upholstery
- Every adjustment function is done by an electronic motor (to help the patient getting up, height adjustment)



# CHAIR SYSTEMS



**GREINER**

## Carryline mobil Transfer

- Available with fixed or height adjustable chassis
- Synchronous adjustment of the lying surface (manual or electric)
- Separate and manual adjustment of the leg pad is possible





## GREINER

### Sita

#### Examination

- Fix version or mobile version available
- Backrest can steplessly be adjusted up to a fully flat position
- Highly comfortable seating of the patient in every chair position

## GREINER

### Recrea Relax Chair

#### Armchair

- Maximum comfort thanks to an extra comfortable upholstery and ergonomical seating support
- Steplessly adjustable upper part from sitting position to relaxing position
- The legrest can be swung out up to the horizontal
- Castors with locking device and fixable directional



# EXAMINATION & TREATMENT CHAIR



## MEDIFA

### Chair for gynaecology, urology and proctology

- Electromechanical height adjustment from 550 up to 900 mm
- Electromechanical adjustment of pelvis section up to 20°
- Electromechanical adjustment of back section up to 50°
- Electromechanical movements controlled by easy operated cable foot switch
- Additional hand switch for all electromechanical movements
- Memory function with three programmable positions for four operators



400550



400520

## MEDIFA

# Chair for gynaecology, urology and proctology

- Electromechanical movements controlled by easy operated cable foot switch
- Aluminium base and column cover powder coated, white (RAL 9010)
- Seat part and back rest frame made of polished stainless steel
- Floor levelling screws for secure standing
- Upholsteries with ergonomic form, 50 mm thickness
- Head and back upholstery prepared for neck upholstery with magnetic fixation
- Plastic covered backsides of upholstery parts
- Paper roll holder for paper rolls (up to 500 mm) at back rest

## MEDIFA

# Chair for gynaecology, urology and proctology

- Floor levelling screws for secure standing
- Upholsteries with ergonomic form, 50 mm thickness
- Paper unreelable over back rest and seat part, or just over seat part
- Mounting device for side rails (25 x 10 mm), hand grips as well as a fixation device for leg holder system acc. to Goepel
- Extendable, inclinable, detachable white plastic basin
- Maximum permissible overall load: 200 kg



400570

# TABLES FOR EXAMINATION



**DEWERT**

## Model 2090-00

With electric motor drive for height and tilting adjustment of lying surface. Particularity: Complete tilt function possible in each height of the table. Complete height adjustment (max. or min.) possible in each surface level position. (Both possibilities of adjustment are independent of each other).

- Lying surface 1-sectioned (without adjustable head part (= option), different possibilities see schedule below.)
- Foot plate (to stand on) removable. For usage the foot plate is stucked in 2 holders and fixed
- With 2 independent working electric motors: One for height adjustment, one for tilting
- Complete lying surface tiltable by electric motor from 0° to +85° controlled by hand switch
- Frame white powder coated



## DEWERT

### Model 160-00

Underpart of massive wood, light tone (Maple).  
Other wood colours on request.

- Head part stepless upwards adjustable by gas spring
- Tilt +50°. Length head part: 550 mm
- Foot part fixed. Length 1.400 mm
- Load capacity: 250 kg (max. weight of patient)
- Standard: Soft-elastic upholstery, thickness: 7 cm



## DEWERT

### Model 2118XL-00


- Head part upwards adjustable +30° by 2 metal rachets, safety and for longevity. Length of head part: 550 mm
- Foot part fixed. Length: 1.400 mm
- 2 push handles, chromed
- 2 side guards stickable, chromed.
- If the side guards are not used, they could be stucked in converse (showing downwards) into the holders



## DEWERT

### Model 22-01

- Frame completely chromed
- Underpart of square tube 30 x 30 x 2 mm, not movable
- Basic: With transverse bracing and levelling feet.
- Possibilities for mobility as special equipment
- Note: Therefore we recommend longitudinal bracing
- Lying surface 2-sectioned:
  - Head part upwards adjustable (+30°) by 2 metal rachets, safety and for longevity.
  - Length of head part: 550 mm
  - Foot part fixed. Length: 1400 mm
  - Standard-Thickness of upholstery: 6 cm
- Load capacity: 250 kg (max. weight of patient)



# CHILDREN TABLES FOR EXAMINATION



## PEDIA PALS

### Zoopal

The Zoopal exam table is a great addition to an existing pediatric office or as part of a renovation to be more patient and healing oriented. Pedia Pals offer a decal kit that will turn an existing doctors office into the corresponding theme creating a positive environment that children will thrive in.

## PEDIA PALS

### Hippo Compact Exam Table

- Table weight: 68 kg
- Patient Load Rating 204 kg



Eight ZooPals Exam Table Colors





**PEDIA PALS**

## Gecko Pediatric Exam Table

- Weight: 45 kg
- Weight Capacity: 181 kg

**PEDIA PALS**

## Dinosaur Exam Table

- Table weight: 68 kg
- Patient Load Rating 204 kg



Built-in no-slip safety step



Storage options



Built-in paper holder for 18" or 21" roll.

# IV POLES AND ULTRASONIC NEBULIZER



CHILDREN IV Pole „Rainbow - red“



ISP|125 Unit -  
Recommendation 2

## PROVITA IV Poles

### CHILDREN IV Pole "Rainbow - red"

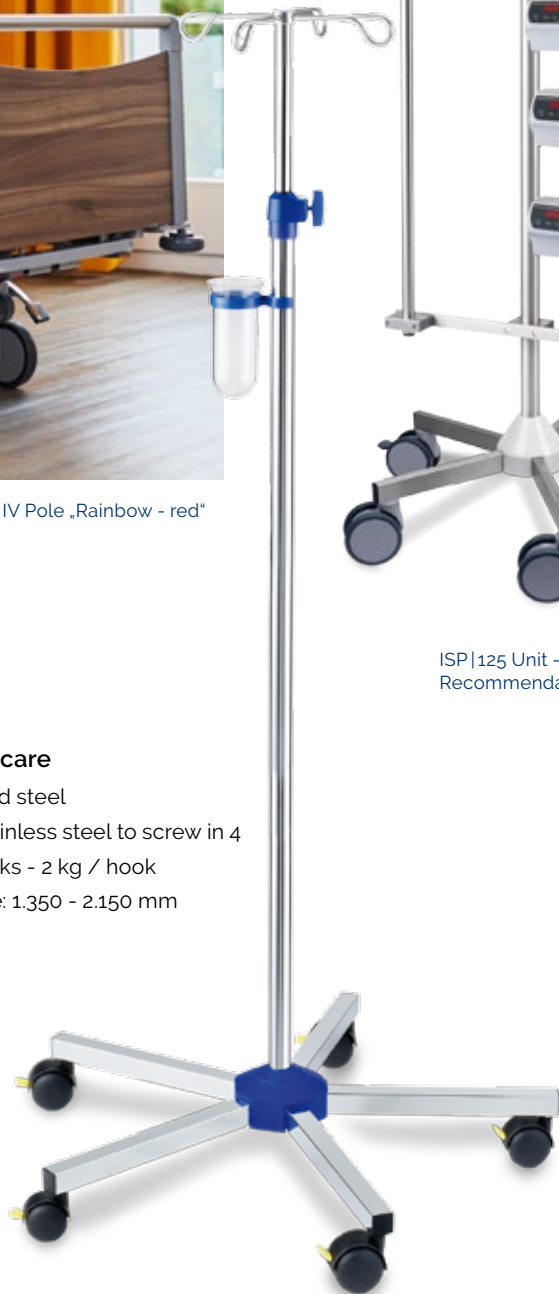
- Material: aluminium / plastic
- Bottle holder: plastic 4 safety bottle hooks - 2 kg / hook
- Regulating range: 1.350 - 2.000 mm

### ISP|125 Unit - Recommendation 2

- Material: stainless steel / aluminium
- Bottle bar: stainless steel 6 safety bottle hooks
- Regulating range: 1690 - 2200 mm

### IV Stand Normal care

- Material: chromed steel
- Bottle holder: stainless steel to screw in 4 safety bottle hooks - 2 kg / hook
- Regulating range: 1.350 - 2.150 mm



IV Stand Normal care

## ACENDIS

# ACENDIS PLUS Ultrasonic nebulizer

Ultrasonic nebulizers are used to nebulize liquid substances, for example drugs or saline solutions but also to humidify room air.

The ACENDIS Ultrasonic Nebulizer is easy to operate with. It can be used for local anesthetics, sputum provocation, to humidify inhalation gases or simple humidification of room air. Even under continuous operation, the robust device satisfies highest hygienic demands. As an additional option, this nebulizer can be run with a heatable silicon tube.

- Adjustable timer function: 0, 15, 30, 45 and 60 minutes
- Air blower with 4 different settings
- Different air channels for patient and device cooling

### Four integrated alarm features

- Removal of the nebulizer chamber while operating
- Expired nebulizer time
- General device error



# WHEELCHAIRS



## MEYRA ORTOPEDIA

### Service 3600

- Adjustment possibilities to the body measurements
- User weight up to 120 kg
- Easy foldability through the crossbrace guide tubes

#### Many accessoires available

Breathable fabric covers, footplates with slip safety and segment exeeding, application, drum brake, optional anti.tip castors and many more.





**MEYRA ORTOPEDIA**

**Flash 1.135**

- For active children and youngsters
- For application at home & in the free time
- Very good adaption to the individual measures of the child
- Seat depth via adapter to the front
- Telescopic back unit by 45 mm backwards
- Seat width via adapter
- Shank length adjustable

**MEYRA ORTOPEDIA**

**Eurochair<sup>2</sup> XXL 1.760**

- Particularly suitable for heavy persons
- Designed for long-term care with high adjustability for independent mobility
- Predominantly for domestic use, but also useful in rehabilitation clinics for achieving therapeutic goals
- Can be used with various forms of propulsion



# STATION SCALES



## SECA

### seca 336 i


The seca 336 i is a reliable baby scale of proven high quality. Its ultra-modern equipment with Wi-Fi, optional digital measuring rod and the option for user and patient identification make the scale ready for immediate integration. When height and weight are simply transmitted to the EMR, workflows are made more efficient. The scale's own light weight and integrated handle round off this product.

- Capacity: 20 kg
- Graduation: 5 g < 10 kg > 10 g
- Functions: TARE, BMIF, HOLD, Auto-HOLD, auto weighing range switch-over, damping, automatic switch-off, send/print, confirm, Wi-Fi
- Optional: mobile carts seca 403 and seca 402, digital measuring rod seca 234, analog measuring rod seca 232 n, carrying case seca 428
- Ports: USB bar code scanner

 EMR  
Integration



 EMR  
Integration

 **Compatible with** all EMR systems  
and EMR ready seca products.

EMR  
Integration



## SECA seca 376



reddot design award

- Capacity: 20 kg
- Graduation: 5 g < 7.5 kg > 10 g
- Functions: TARE, BMIF, HOLD, auto-HOLD, weighing range switch-over, damping, automatic switch-off, SEND / PRINT
- Optional: interface module seca 456, mobile carts seca 403 and seca 402, measuring rod seca 233, head and foot positioners seca 418, power adapter seca 447, switch-mode power adapter seca 400

EMR  
Integration



## SECA seca 704

- Capacity: 300 kg
- Graduation: 50 g < 150 kg > 100 g
- Functions: TARE, Pre-TARE, mother/child-function, HOLD, auto-HOLD, BMI, auto-CLEAR, damping, automatic switch-off, send/print
- Optional: interface module seca 452 and seca 456, measuring rod seca 220 or seca 224, power adapter seca 447, switch-mode power adapter seca 400



## SECA seca 985

- Capacity: 500 kg
- Maximum patient weight: 250 kg
- Graduation: 100 g < 200 kg > 200 g
- Functions: TARE, Pre-TARE, HOLD, BMI, limit value, damping
- Optional: RS232 interface seca 460

# STATION SCALES



**SOEHNLE**

## Stand scale With height rod

- Approved to class III, medical device directive (MPG) class 1
- Integrated height rod
- Indication of weight, height and BMI
- Extra large tread: 320 x 400 mm
- Bright luminous LED display, 15 mm digit height
- Instant-start-function by stepping on the scale
- Tare function
- Mother-child-weighing
- Easy to clean surface
- No assembly required - the scale is immediately ready for use
- Service interface (resp. data cable available)
- Energy-saving auto-off function
- Mains operation
- Optional rechargeable battery operation
- Optional wheels for the easy transport of the scale to the patient



7731 Stand scale with height rod approved



**SOEHNLE**

## Baby scale „Easy“

### With fold function

- Attractive baby scale with very fine division 2 g / 5 g
- Large LCD display, 20 mm digit height
- Tare function: Covers / paddings can be tared
- Hold function: The weight value will be held for a few seconds after unloading
- Baby tray and housing of one piece
- Analogue and digital measurements with baby height rod after possible
- Units in kg or lb
- Energy-saving auto-off function
- Mains or battery operation



8320 Baby scale „Easy“  
with fold function



# PERFORMANCE SURGICAL PUMP



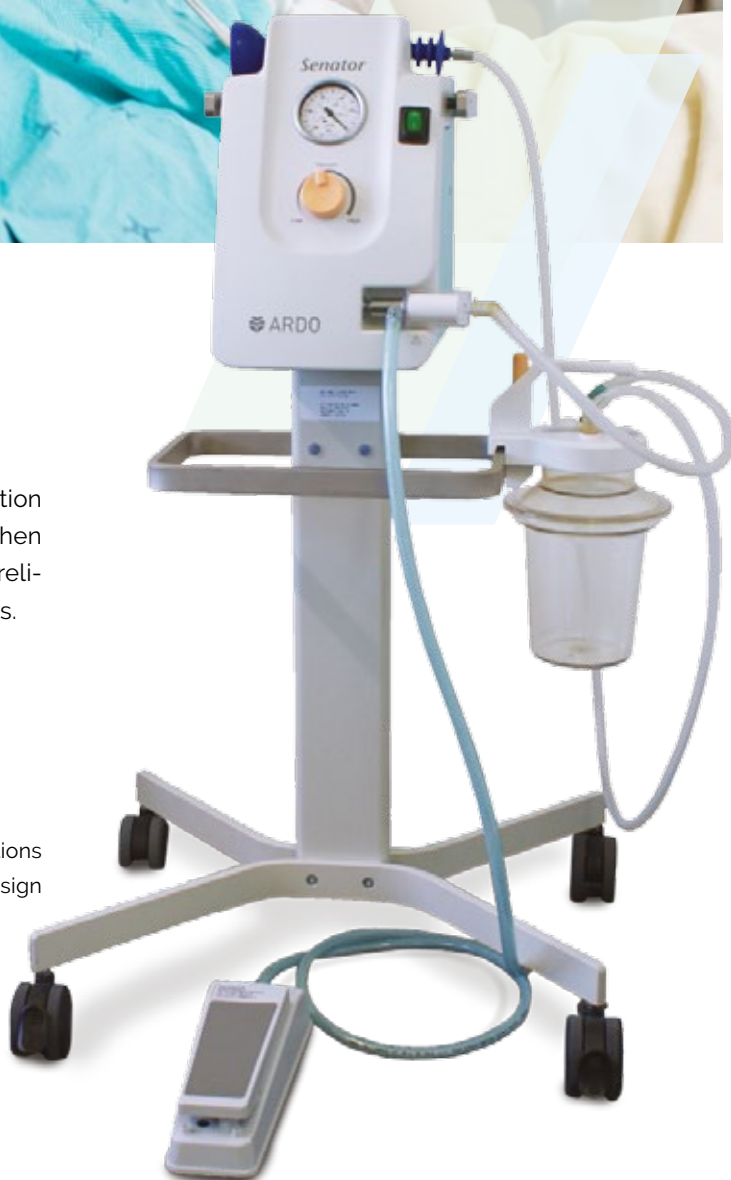
**ARDO**

## Surgical Senator Vacuum pump

Sometimes less is more. You don't need as much suction but you require the same uncompromising quality? Then the ARDO Senator is for you: 30 litres per minute for a reliable and silent partner in a broad range of applications.

### Features and Benefits

- Optimum performance: 30 L/min
- Ultra-quiet even at maximum vacuum level
- Long service life, low maintenance
- Optimum safety for machine and users
- Safe investment thanks to wide range of possible applications
- Practical and stylish: perfect ergonomics and high-end design



**ARDO**

## Carum

### Breast pump

- Fully automatic expression at the touch of a button
- Suction strength (vacuum) and frequency (cycle) settings can be adjusted individually and independently from one another – in both stimulation and expression mode
- Sensitive setting for sore or painful nipples
- Uniquely gentle switching between stimulation and expression mode (the vacuum only increases by 30 mbar)
- It is possible to change between expression and stimulation mode at any time
- Pleasantly quiet during use



Carum

Clapso (to-go)

**ARDO**

## Calypso (to-go)

### Mobile homecare breast pump

- In stimulation mode or in expression mode, vacuum and cycles can be individually adjusted at any time!
- Complete protection from contamination and pathogenic agents, thanks to „Vacuum Seal“ Technology
- Optiflow actively massages the breast
- The compact design and the reduced sound level allow discreet expression



# SUCTION PUMPS



Rack Version

Mobile Version



**MEDELA**

**Basic Suction Pump**  
Surgical suction pump

The Basic Suction Pump provides reliable high vacuum for a variety of applications in hospitals, clinics and medical practices. The Medela Basic is a truly innovative and uniquely designed medical suction pump, offering new standards of hygiene, ease of use and low noise levels.

- Basic is a reliable, hygienic and user-friendly suction pump
- Swiss development and manufacturing process yields mechanical precision to provide excellent performance
- Simple construction and easy to access internal parts minimize efforts during routine checks
- Reliability through technology adapted to modern needs, durable materials, reduced amount of wear and tear parts
- A wide range of accessories offers a complete system adaptable to your individual needs



# HOSPITAL BEDS AND BEDSIDE TABLES



## WISSNER-BOSSERHOFF

### image 3 & stylo

The image 3 electrically adjustable bed respects the growing demands of patients and nursing staff. Its attractive design will find universal use in a whole spectrum of hospital care.

The image 3 deals with patient safety and mobilization in a unique way: combining split telescopic side rails and a reduced, low height.

The stylo bedside cabinet series combines a cozy furniture design with innovative functions and therefore enables a range of practice-oriented product versions.

**WISSNER-BOSSERHOFF**

**eleganza 1**

Fully adjustable electric bed. The eleganza 1 bed is designed for the standard hospital ward and long-term care units. The bed has a simple construction with a wide range of features and functions delivered at low cost, providing customers with great value for money.



**HICO**

**Non-energetic, pressure-releving overlay**

- Good pressure relief for patients with a body weight of 40 to 120 kg
- Alternating pressure support mattress made of skin-friendly vinyl
- Airflow system for patient ventilation through very small holes (laser perforation)
- REF 310028



# HOSPITAL BEDS AND BEDSIDE TABLES



**WISSNER-BOSSERHOFF**

## eleganza 2

The eleganza 2 pushes the boundaries of safety standards, quality of workmanship and design. It is the first bed of its kind, and so defines the genuinely modern bed. It contains all sophisticated functions, including "smart" properties and is also accessible for the broad spectrum of healthcare. The eleganza 2 is a practical and beautiful bed. Thanks to its properties it meets all the needs of each hospital ward. The eleganza 2 makes demanding day-to-day patient care easier, and thanks to its modern design it shifts the perception of the care provided to a far higher level.







## WISSNER-BOSSERHOFF


### eleganza 3

The eleganza 3 bed has a positive effect on the treatment and recovery of patients and ensures that the work of healthcare staff working in acute units is more effective and easier with the help of the unique functional features.

- Comprehensive falls prevention
- Safe graps concept

#### Optional

- Automatic i-brake
- Pro-active recovery with Mobi-Lift
- The safe package (protector + extender)
- Effective nursing with the foot controls



## WISSNER-BOSSERHOFF

### Sprint 100

The sprint is a highly reliable device designed for the complete care of patients in emergency admission units.

It has a broad range of progressive features that facilitate the rapid and safe transport whilst managing the vital functions.

# HOSPITAL BEDS AND BEDSIDE TABLES



**WISSNER-BOSSERHOFF**

## eleganza 5

Discover our new bed eleganza 5. It helps to maintain the vital signs and enables the patient to be treated safely with minimal effort from the staff.

- Sophisticated safety features controlled by the monitoring system
- Siderails Concept - Reduced side space needed for siderails release
- New progressive features work in symbiosis for early patient mobilization





**WISSNER-BOSSERHOFF**

**tom 2**

A state-of-the art children's bed for patients of pre-school age must be safe and be able to provide excellent access for nursing staff. The electric positioning of tom 2-e children's bed responds to these and further demands in its original concept of telescopic siderails, column construction mechanism and high safety parameters.



# MOBILE LIFTERS



**GULDMANN**

## Floor lifters

Comfort and safety

GL5 Mobile lifters constitute a floor-based alternative to ceiling-mounted lifting and moving systems.

- Handle most lifting and moving needs
- Options for both high and low lifts – even for large users
- User-friendly – simple to operate via either remote control or operating panel



GL5 Mobile lifters



GLS5 Active lifter

## GULDMANN

# Standing lifter

## Safe and simple to operate

The GLS5 Active lifter is a mobile standing lifter designed to facilitate day-to-day routines for user and carer alike. The GLS5 model is designed to lift the user from a seated to a standing position, and is also useful for frequent everyday moves back and forth between bed, chair and bathroom. This active lifter thus provides a safe, simple and comfortable way to lift and support users with some or full control of their upper body.

- Easy and intuitive to use
- Lifting capacity up to 205 kg
- Strong, stable and safe





## SIMEON

### Sim.LED 3500+

#### The modern examination light

The Sim.LED 3500+ gives you OR light quality and an optimal light-emitting surface for examinations. Its six Sim. PODs produce large-area, homogenous light. The innovative triangle design lends this modern light an especially attractive appearance. Its low weight makes it easy to move.

- Maximum light-emitting surface and optimized visibility thanks to optimized depth illumination
- Seamlessly sealed design meets the highest hygienic demands
- Continuously variable dimming




**SIMEON**

## Sim.LED 350

### Efficient and flexible in practice

The Sim.LED 350 ensures OR light quality and optimum light yield on a defined area with these three geometrically arranged reflectors in a triangle design. Here too, the triangle design results in a modern, innovative look that fits in anywhere.

- Optimized visibility thanks to optimized depth illumination
- Seamlessly sealed design meets the highest hygienic demands
- Light head made of light aluminum allows for fast and steady maneuverability



**SIMEON**

## Sim.LED 250

### Reduced to the optimum

The Sim.LED 250, with a Sim.POD and a total of 3 LEDs, is the ideal light for your individual examination needs since it offers an optimal light yield. Thanks to its flexibility and optimal downsizing, the Sim.LED 250 fits well with every type of use, in every place of operation.

- Seamlessly sealed design meets the highest hygienic demands
- Light head made of light aluminum allows for fast and steady maneuverability

Thanks to the variable mounting system, you can mount your Sim.LED 250 examination lights on the ceiling or on the wall or use it as a mobile version. With the Sim.LED 250, your technology will always be state-of-the-art.

# LIGHTING



VISIANO 20-2

## DERUNGS D

### Examination Luminaires

Lighting without compromises is essential wherever vision is at its most demanding. Illuminance, light colour and colour rendering are adapted optimally to work in the field of medicine. As a result of their attractive design, modern lighting technology and high light quality, the examination luminaires provide perfect light for examinations in all medical fields.

#### VISIANO 20-2


- Highest light quality due to diamond optics
- Antimicrobial hygiene function on important lamp components (optional)

#### VISIANO 10-1

- 280° rotation of the luminaire head
- High quality aluminum linkage and durable friction-joints

#### HALUX LED

- Fits a variety of mounting elements
- Operating unit on light head or rocker switch on arm



HALUX LED



VISIANO 10-1





## DERUNGS D

# Wall-Mounted Luminaire ZERA

With the ZERA wall-mounted luminaire, the Derungs development team has brought a new generation of wall lights to life. Equipped with high-output LEDs, packed in an aluminum body and easily installed with wall rails, it provides new freedom for lighting designers, electrical installers and architects. Problematic spaces that are narrow, low or lack windows are not only optimally illuminated by the high portion of indirect light, but also appear larger and more inviting.

- ZERA Wall is suitable for hallways and stairways
- Slim appearance: luminaire body only 20 mm high
- Lower installation cost thanks to a smaller number of luminaires
- Economical thanks to high energy efficiency
- Quick to install and maintenance free

## DERUNGS D

# Magnifier Luminaires OPTICLUX

OPTICLUX has everything a modern magnifier luminaire is meant to have:

a robust magnifier with 1.9x magnification, the latest LED modules, ergonomically tested arm joints and intuitive operation. OPTICLUX's biggest plus is its daylight-quality light field, its outstanding color rendering properties and its maintenance-free life cycle. As an approved medical device, it can be versatilely used in dermatology, human medicine, dentistry and veterinary medicine, in laboratories and for monitoring sterilized products.





## MODULTECHNIK

### Ambient junior

#### Child-oriented medical supply unit

However playful the exterior may be, the interior of this medical supply unit is still very serious. The connections for high and low voltage current, data and communications which are combined according to the users requirements, are concealed behind the pull-down screen. Here the various lighting variants also ensure the best ambient light and cosy reading light options. Indirect room lighting can also be integrated on the top side. The outlets for medical gases are accessible from the front in this variant.





## MODULTECHNIK

# Ambient Cube

## Combining aesthetics and functionality

ambient cube was developed in order to unite functional, user-friendly and ergonomic aspects as well as real materials into one product. Thanks to the wide range of variation possibilities, ambient cube can be used in a variety of hospital areas.

Tapping points for medical gases are placed at the front. The comprehensive lighting of the ambient cube with its indirect room lighting, reading and examination lighting corresponds to the latest EU-Norms and Guidelines.

The innovative design of ambient cube means that the electrical installation elements are hidden, without any restriction on the functionality of the supply unit.

## MODULTECHNIK

# Sinus sl

## Single-bed luminaire

With its understated, slimline stylistic idiom, the sinus sl single-bed LED luminaire presents itself as a flexible technological supply system and design element in one unit. Equipped with top-quality LED technology, the luminaire is available in a standard length of 1150 mm for single beds and is suitable for configurations of up to 6 m for multi-bed rooms.

Individual switching and dimming is possible just as well as calling up individual lighting scenes. Optionally available in two colour temperatures, the flexible sinus sl luminaire is able to comply with all requirements in patients' rooms or care facilities as needed. As regards rooms lighting with indirect light component for low-shadow lighting, there is a choice of combinations from 4000 K with 6440 lm and 3000 K with 6020 lm.



# LIGHTING AND FLOWMETER



## MODULTECHNIK

### MEV 8000 junior

#### Child-oriented medical supply unit

Tim is dreaming in the Formula 1 Room of being a racing driver, Helene likes her fairy room, Anton slumbers blissfully amongst jungle animals and Johanna would like to have just such a fantastic horse picture at home – with MEV junior, nursing rooms in children's wards are instantly transformed into colourful and child-friendly worlds of adventure.

As with the MEV 8000, all the medical technology is concealed laterally behind an individually designed wall panel which is however always accessible. But on its front, children's wishes come true.

The MEV 8000 is a supply unit made from high-quality materials and with the highest levels of workmanship. The optional swivelling supporting arm mountings on each side make it easy to accommodate equipment and accessories.



## MODULTECHNIK

# moduflex nova

### Intensive care – compact and easy

With moduflex nova, modul technik fulfills all the requirements of a modern and hygienic workplace in intensive care. The all-round enclosed construction of moduflex nova prevents dust from gathering in difficult to access areas and makes cleaning easier. Thanks to the

space-saving and clear arrangement of your equipment in horizontally moveable basic support head systems, you can create optimum and flexible working conditions. The basic support head system BSP 2500 comes in the dimensions and is equipped in accordance with the customer's requirements and offers a variety of combination possibilities.

## GCE

# Mediflow ii 50 lpm

Built-in regulator provides a very stable and precise flow, independent of the pressure in the medical central gas system or cylinder

- Innovative self-centering flow setting device with continuous flow between settings. In the unlikely event of indent mechanism failure, the patient will still be supplied by medicinal gas
- Lateral and frontal reading of flow settings
- 360° swiveling outlet – it enables better orientation of the nasal cannula or oxygen mask towards the patient (preventing from twisting)
- Higher number of flow disc holes increases treatment



- options. Extra flow setting of 25 lpm on the traditional 15 lpm variant, allows use in resuscitation. The additional 7 lpm is intended for nebulization
- Ergonomic and streamlined design

# GAS SYSTEMS



**GREGGERSEN**

## Tube flowmeter

Plug in units

Medical, pressure-compensated tube flowmeter in accordance with DIN EN ISO 15002. Plug-in unit for direct coupling to a DIN outlet.

The outlet has a 9/16" thread for direct connection to e.g. disposable humidifiers.



**GREGGERSEN**

## Kolibri flowmeter

Compact

Medical, stop-adjustable compact flowmeter for oxygen and compressed air in accordance with DIN EN ISO 15002.

The precise adjustment of the flow steps and the robustness of the entire unit are properties that combine user-friendliness and economy optimally.

## GREGGERSEN

# Falke

## Compact pressure regulator

Medical piston-type pressure regulator for oxygen bottles with volume manometers and flowmeters (stop adjustable flowrate in accordance with DIN EN ISO 10524-1).



## GREGGERSEN

# Sparrow

## Vacuum regulator - plug in units

Medical vacuum regulator for suction dosing. With vacuum gauge, fine dosing and quick-action stop valve. Plug-in unit for direct coupling to a DIN outlet. The fine dosing valve offers infinitely variable vacuum. The manometer's display is visible to the user at the front.

All Sparrow regulators meet DIN EN ISO 10079-3 specifications.



## GREGGERSEN

# Hawk

## Combined unit

Rail-mounted unit for attaching to a standard wall-mounted rail. Inlet: NIST in accordance with DIN EN 15908. Consisting of a Kolibri compact flowmeter for dosing the flow and an ejector with a vacuum gauge, fine-dosing and quick-action valve.

### Accessories required for operation:

- Connecting hose

### The following accessories can be attached:

- Drainage system (recommended)
- Nebuliser or humidifier (disposable or reusable)



# MONITORS





## ACENDIS

### APM-600

#### Patient monitor

In acute care, a patient monitor must be reliable, easy to use, upgradeable with advanced parameters, while allowing data access when and where needed. In case of patient transport, the device should be easy to carry.

- 362 mm x 273 mm x 122 mm
- 360-degree visible
- Built-in sockets for ECG, RESP, SpO<sub>2</sub>, NIBP and TEMP. 2
- Each color coded socket matches corresponding accessory
- Plug-and-play modules. Ten different combinations of advanced parameters: IBP, C.O., EtCO and multi- 2 gas and BIS
- Rotary knob and hard keys for intuitive and convenient operation
- Customizable quick keys provide convenient access to frequently used functions



## ACENDIS

### APM-300

#### Patient monitor

Based on its optimized hardware design, the APM-300 achieves a 50 % lower power consumption compared to conventional patient monitors. This allows for an improved battery life and a fan-less design, providing cleaner and quieter performance. It also offers a robust but thin and lightweight structure, making the APM-300 very easy to carry.

- 362 mm x 273 mm x 122 mm
- 3.2 kg
- Standard parameters configuration
- Standard and optional parameters configuration
- Including touchscreen a lithium battery and a recorder
- Color LED backlight LCD



# LINEN AND WASTE COLLECTORS



## ZARGES

### W 105 N

#### Cupboard trolley for laundry

- Aluminium cupboard trolley, anodised, for transporting laundry
- Smooth interior, no inaccessible areas in washdown facility
- 2 additional shelves, bottom shelf can be folded down towards the front, the top shelf towards the rear
- Ergonomically shaped handle of anodised aluminium section on the swivel-castor side
- Chassis: 2 swivel and 2 fixed castors, corner-mounted, 200 mm Ø, easy running, rubber wheels, "non-marking," with thread guards
- Also suitable for container washdown facilities if appropriate special running-gear castors are used with the appropriate stainless steel castors

**ZARGES**

## W 105 N

### Universal cupboard trolley

- Interior fittings: ZARGES ISO module can be installed variably, mounted on support wall
- Ergonomically shaped anodised aluminium handle section on the swivel-castor side
- Swivel castors with wheel brakes
- Chassis: 2 swivel and 2 fixed castors, corner-mounted, 160 mm, easy running, non-marking rubber wheels, with thread guards



Universal cupboard trolley W 105 N

# MEAL DISTRIBUTION



## RATIONAL PRODUCTION

### EVOMULTI

EVOMULTI is the trolley for the transportation and serving of food at the point of consumption. Ideal for reheating and/or maintaining the temperature of meals pending distribution, it is designed to function in Cook&Serve, Cook&Chill and Cook&Freeze, and even cook some simple food. It can be configured in different sizes with heated, refrigerated, plate warmer and neutral compartments, and is enhanced by a wide range of optionals to meet even the most demanding requirements.



**RATIONAL PRODUCTION**

## UNITRAY 2

Unitray is the new meal distribution trolley by Rational Production that defines new standards of quality. Unitray has been entirely redesigned with a view to becoming category leader: a new design, new materials and a meticulous focus on the ergonomics of the product and its management costs.



**RATIONAL PRODUCTION**

## DSPRO System

DSPRO System is intended for usability and reliability, designed to perfectly integrate its two souls: an avant-grade and functional station and a solid, simple and light shuttle trolley. DSPRO SYSTEM is the natural evolution of the Rational Production dissociated technology system that uses the ALUFRAME construction to redefine once again this product category standards.

### DSPRO - The station

The DSPRO station is the active part of system, designed to accommodate all the technology required for food regeneration in the smallest space possible.

### PROSERV - The shuttle

The PROSERV shuttle is the passive system element that, once connected to the DSPRO station maintains and regenerates the food packaged and loaded inside it.

# HANNOVER | GERMANY



*„Hannover - One of Europes greenest Citys.“*



## **International Hospital Projects by ACENDIS** **Holistic, client-driven solutions made in Germany**

ACENDIS started as a project company in 1995 with the aim of being a reliable and competent partner for hospitals and health care facilities. Today, we can claim to have not only achieved this goal, but also to have far exceeded it. Hospital operators and owners worldwide use the extensive services of ACENDIS. We are happy to share our know-how and experience from more than 250 projects in more than 15 countries, because they give us the opportunity to act reliably and in a goal-oriented manner on behalf of our customers. We are always there for you, before, during and even long after project completion. We offer comprehensive support over the entire project period, according to our motto „Together.

All the way“. Professional competence, trust and the will to achieve the best for you, our customers, make us stand out. With our branches and partners in Europe, the Near and Middle East, and North Africa, we are available for you directly on site and know the regional conditions and people. Would you like to get to know us better? Our competent project team will be happy to show you the numerous advantages that will benefit you when working with ACENDIS. As a German company, we would like to invite you to visit our headquarters in Hanover, in the north of Germany. Convince yourself personally of the benefits of our city, our team and of ACENDIS as your new project partner.



**ACENDIS**  
Together. All the way.

*Headquarters*

 **ACENDIS**  
Wohlenbergstr. 5  
30179 Hannover  
GERMANY

Tel. +49 511 - 1 83 83  
Fax +49 511 - 71 77 29  
contact@acendis.eu  
www.acendis.eu